

COVID-19 Dashboard Report –September 10, 2021

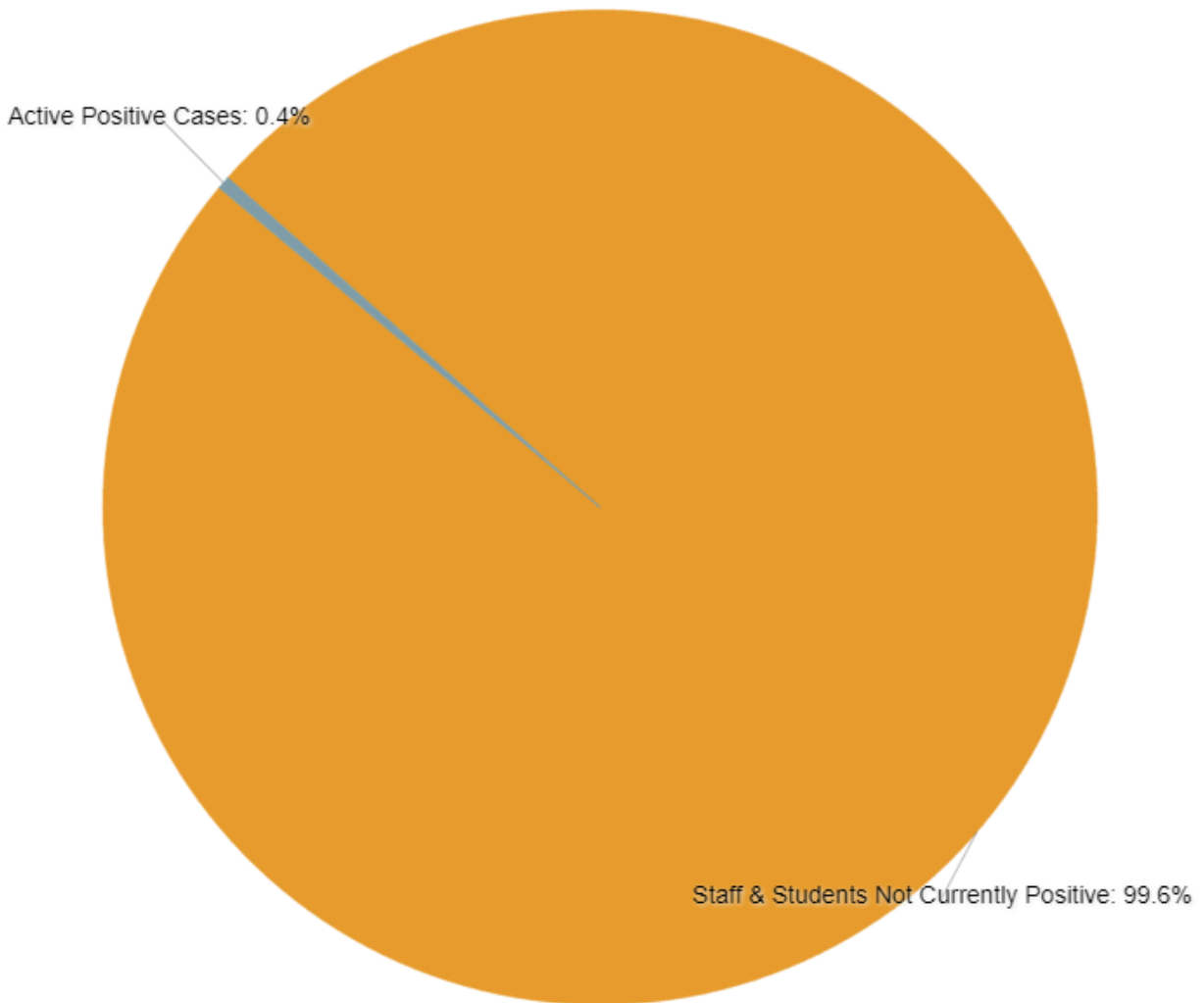
The COVID Contact Tracing team has been tracking data across the district since early in the pandemic. Based on feedback and in an effort to provide a more complete picture, we have created dashboards to share the data collected.

Active Positive Cases:

Our first dashboard indicates the percentage of employees and students in the district that are currently isolated due to a positive COVID-19 test result.

Isolated – cases where the individual has tested positive for COVID-19.

Active Positive Cases



Active by Type:

The following chart gives the number of students and staff that are currently isolated, quarantined due to being symptomatic, and quarantined due to exposure.

Isolated – cases where the individual has tested positive for COVID-19.

Quarantined – cases where the individual has been exposed or has exhibited symptoms associated with COVID-19.

Symptoms of COVID-19 – fever or chills, cough, shortness of breath, fatigue, muscle or body aches, headache, new loss of taste or smell, sore throat, congestion or runny nose, nausea or vomiting, diarrhea.

*Exposed** – individual was within 6 feet of someone for a total of 15 minutes or more, provided care at home, had direct physical contact, shared eating or drinking utensils, and/or in contact with respiratory droplets of someone who has COVID-19.

Active by Type			
Group	Positive Active	Symptomatic Active	Exposure Active
Student	12	8	20
Staff	0	0	4
Summary	12	8	24

Number of Cases, Number Positive, and Total Number of Staff and Students:

The following dashboard illustrates the total number of staff and students in the district that have tested positive (isolated) and total cases (quarantined and isolated) compared to the total number of staff and students.

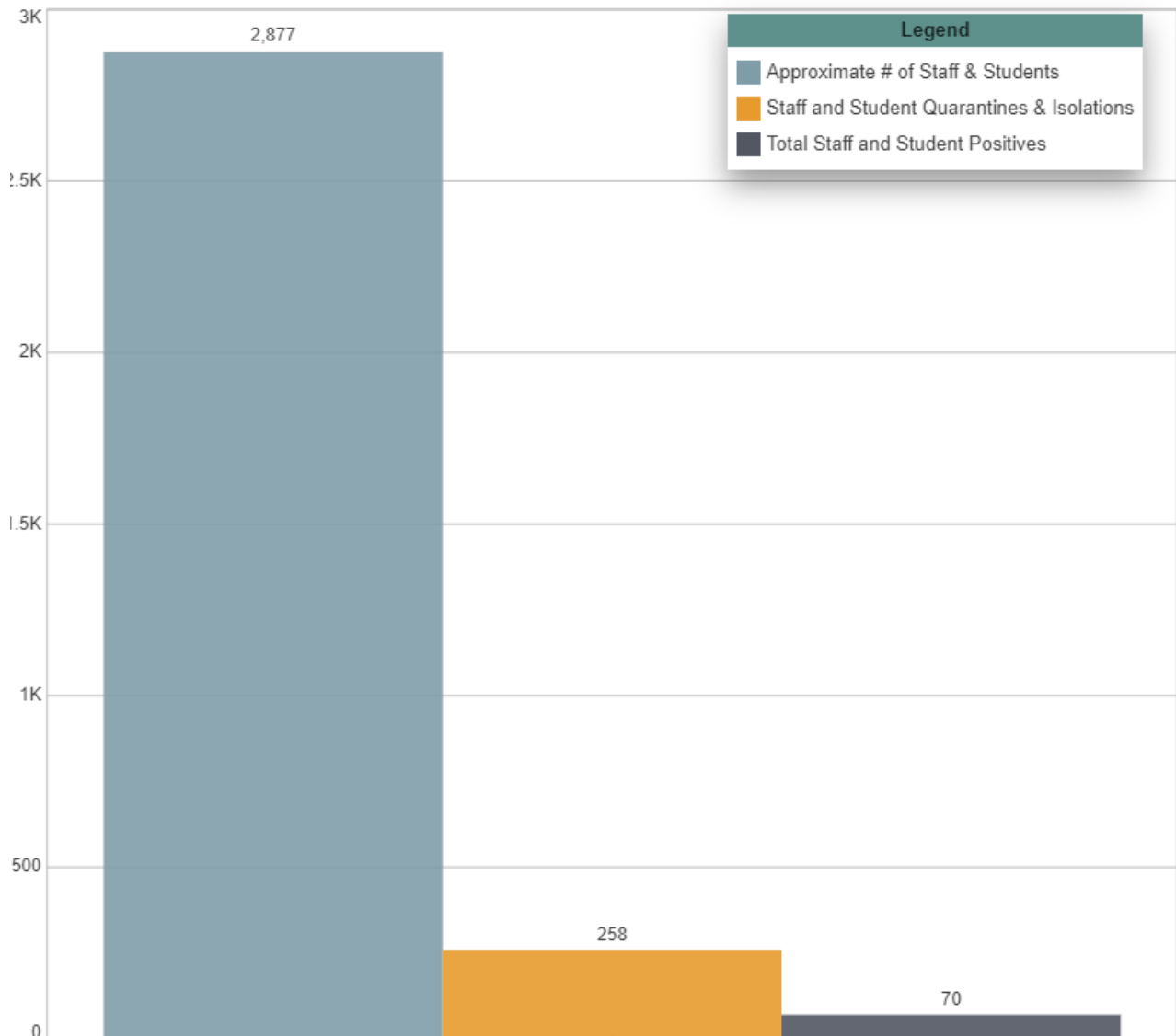
Isolated – cases where the individual has tested positive for COVID-19.

Quarantined – cases where the individual has been exposed or has exhibited symptoms associated with COVID-19.

Symptoms of COVID-19 – fever or chills, cough, shortness of breath, fatigue, muscle or body aches, headache, new loss of taste or smell, sore throat, congestion or runny nose, nausea or vomiting, diarrhea.

Exposed – individual was within 6 feet of someone for a total of 15 minutes or more, provided care at home, had direct physical contact, shared eating or drinking utensils, and/or in contact with respiratory droplets of someone who has COVID-19.*

Staff and Students: Cases vs. Total



Case Breakdown by Campus:

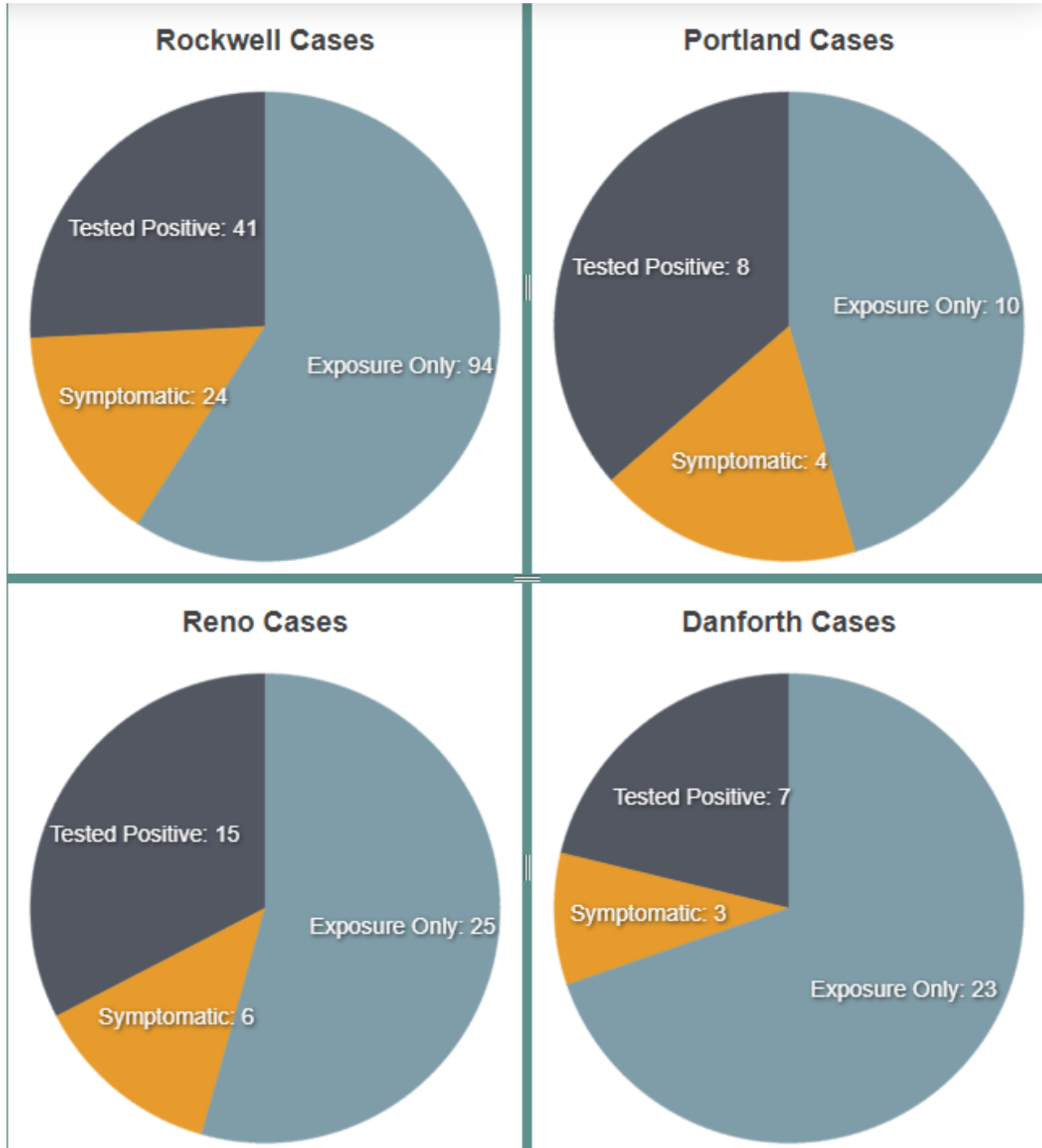
The following charts breakdown the types of cases (tested positive, quarantined for symptoms, and quarantined due to exposure) for each campus.

Isolated – cases where the individual has tested positive for COVID-19.

Quarantined – cases where the individual has been exposed or has exhibited symptoms associated with COVID-19.

Symptoms of COVID-19 – fever or chills, cough, shortness of breath, fatigue, muscle or body aches, headache, new loss of taste or smell, sore throat, congestion or runny nose, nausea or vomiting, diarrhea.

*Exposed** – individual was within 6 feet of someone for a total of 15 minutes or more, provided care at home, had direct physical contact, shared eating or drinking utensils, and/or in contact with respiratory droplets of someone who has COVID-19.



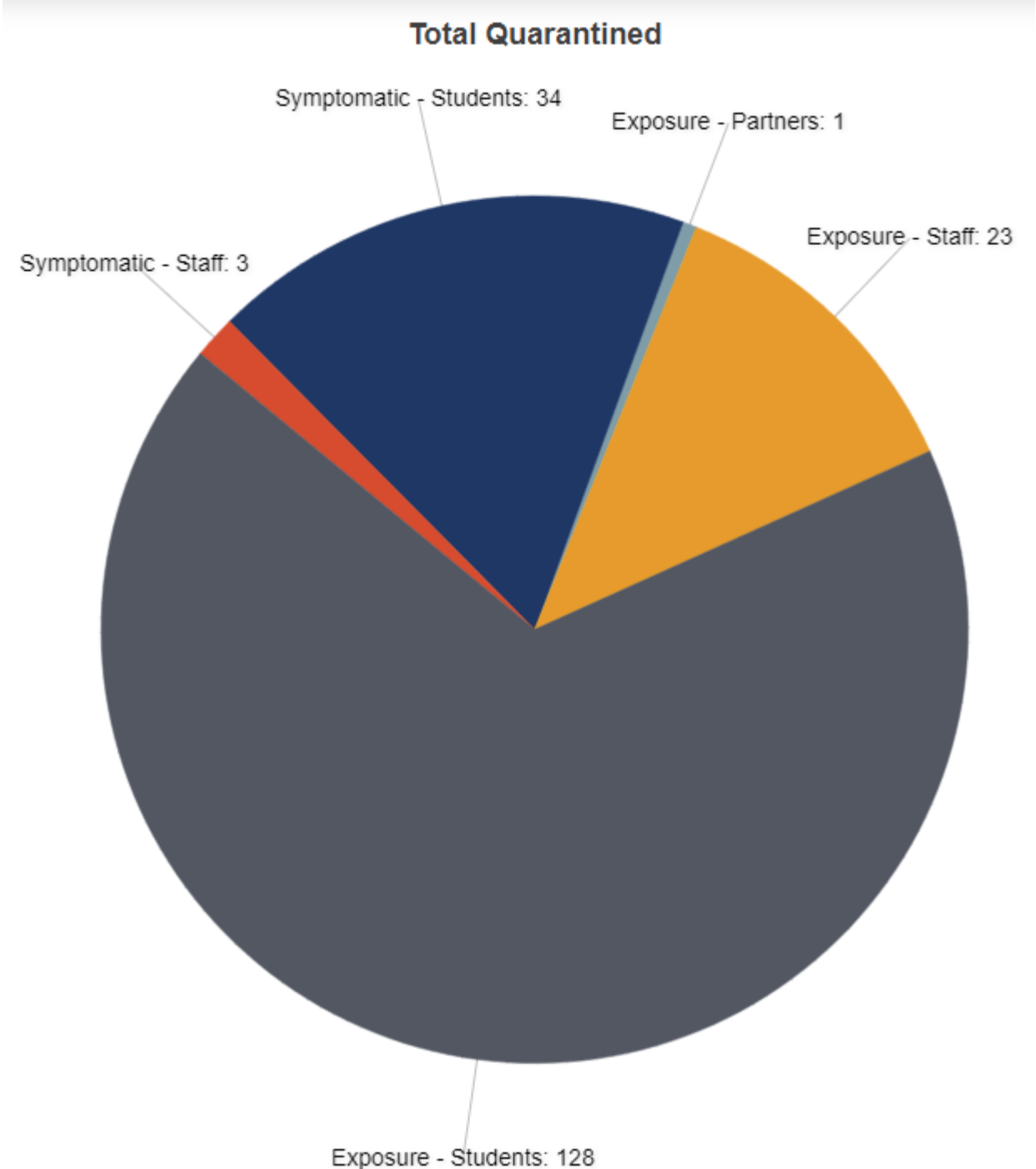
Quarantine Breakdown:

A quarantine is due to an individual either being exposed or having symptoms of COVID-19. This does not include individuals who tested positive. The following shows the reason for the quarantine for all employees, students, and partners (vendors, sheriff’s department, contractors, etc.).

Quarantined – cases where the individual has been exposed or has exhibited symptoms associated with COVID-19.

Symptoms of COVID-19 – fever or chills, cough, shortness of breath, fatigue, muscle or body aches, headache, new loss of taste or smell, sore throat, congestion or runny nose, nausea or vomiting, diarrhea.

Exposed – individual was within 6 feet of someone for a total of 15 minutes or more, provided care at home, had direct physical contact, shared eating or drinking utensils, and/or in contact with respiratory droplets of someone who has COVID-19.*



Exposure Source:

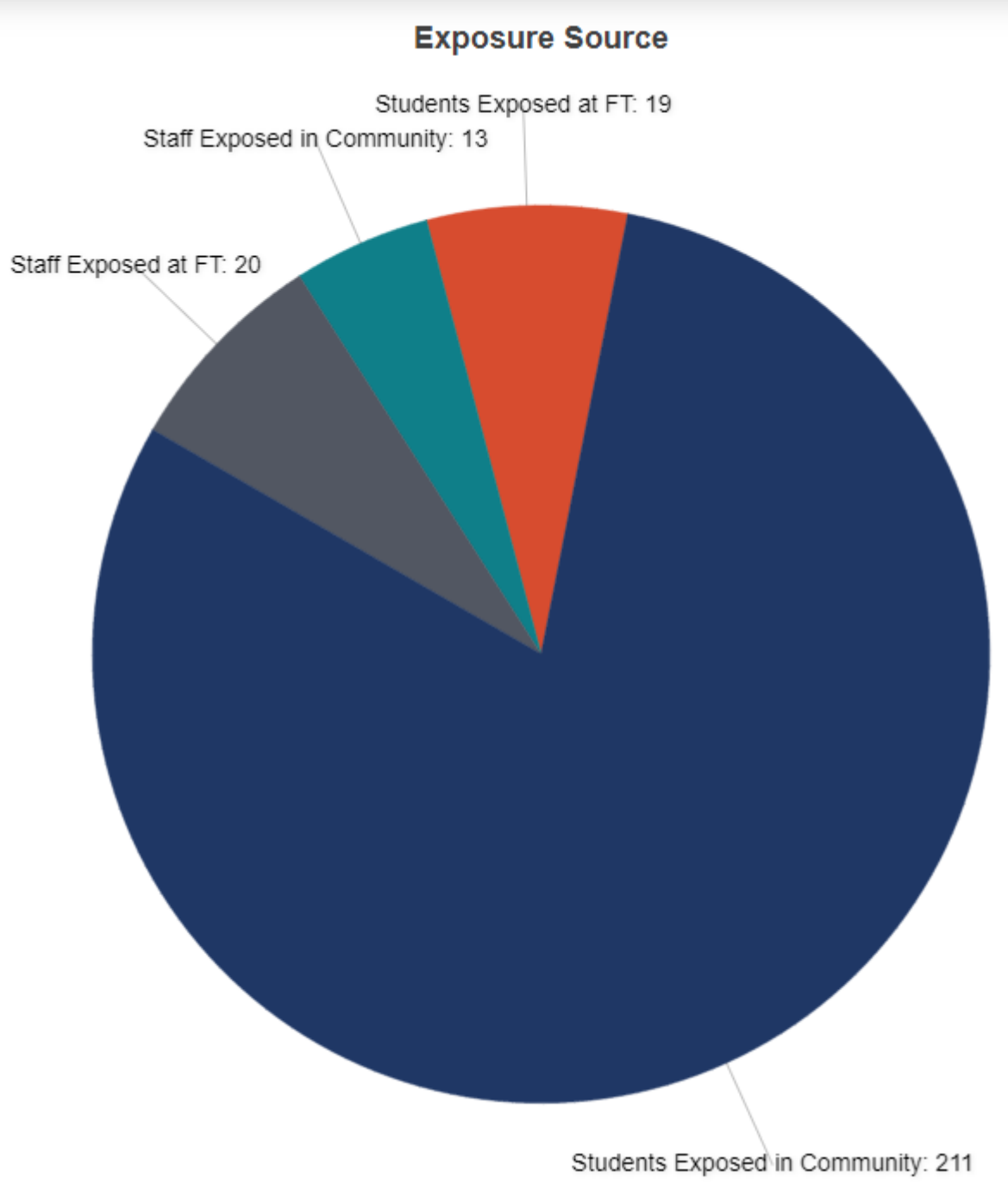
Our next dashboard identifies the source of the exposure (community or at Francis Tuttle) for isolated and quarantined students, FT employees, and partners. It does not include those who experienced symptoms but did not have a known source of exposure or a positive test result.

Quarantined – cases where the individual has been exposed or has exhibited symptoms associated with COVID-19.

Isolated – cases where the individual has tested positive for COVID-19.

Symptoms of COVID-19 – fever or chills, cough, shortness of breath, fatigue, muscle or body aches, headache, new loss of taste or smell, sore throat, congestion or runny nose, nausea or vomiting, diarrhea.

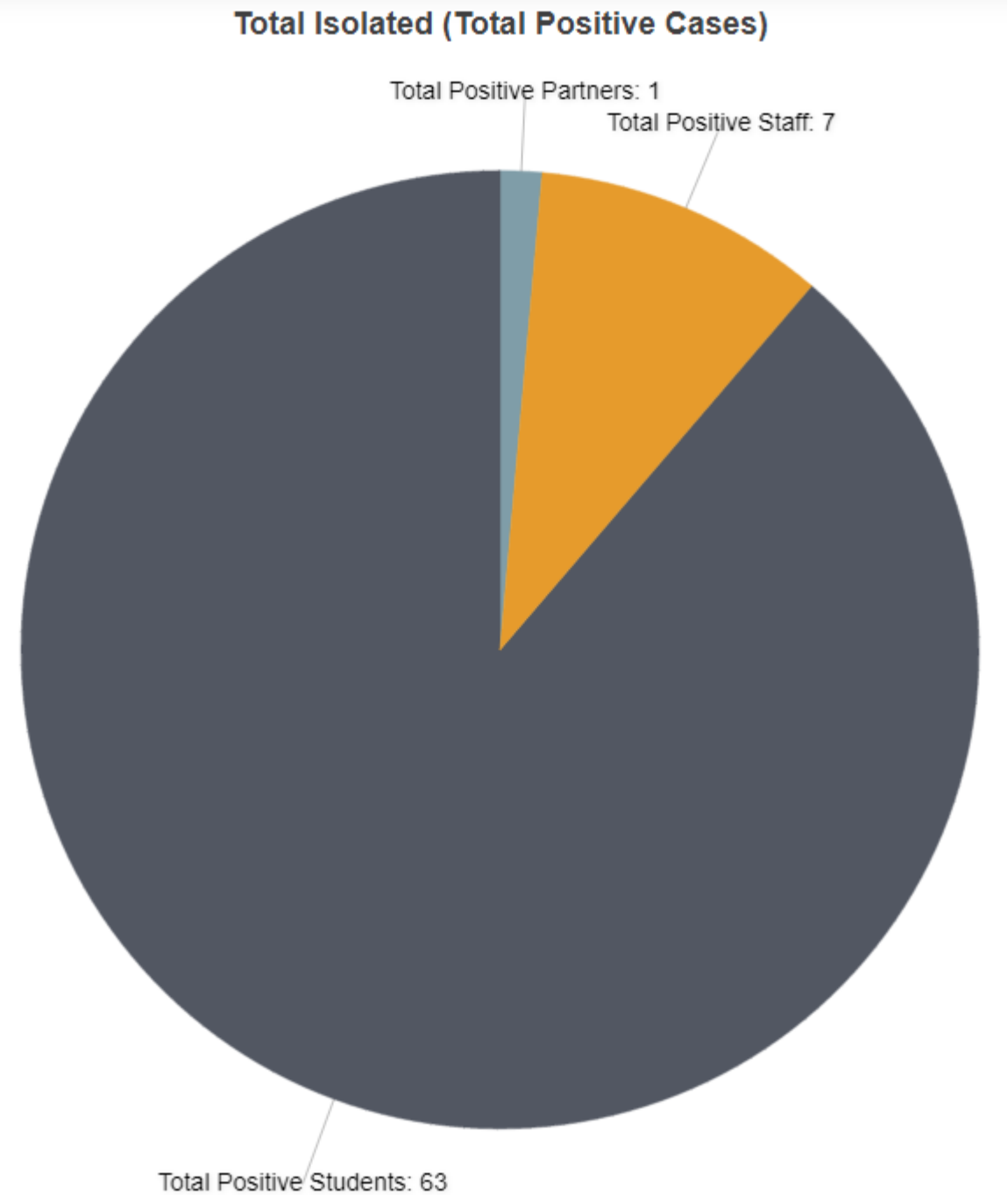
Exposed – individual was within 6 feet of someone for a total of 15 minutes or more, provided care at home, had direct physical contact, shared eating or drinking utensils, and/or in contact with respiratory droplets of someone who has COVID-19.*



Positive Cases:

The following dashboard indicates the number of isolated cases by employees, students, and staff.

Isolated – cases where the individual has tested positive for COVID-19.



Positive Cases on Campus:

Our final dashboard breaks down the number of positive (isolation) cases that were on campus and not on campus. Positive on campus indicates an individual who tested positive that either exhibited symptoms or tested positive within two days of being on campus. The CDC states that a person can spread COVID-19 starting from 48 hours before the person has any symptoms or tests positive.

Isolated – cases where the individual has tested positive for COVID-19.

Positive Cases On and Off Campus

